

## MHTM™ MicroDrive

# Magnetic.Access XL / XXL

You are looking for a reliable barrier to control vehicle access to an access road or industry facility with a lane width of more than 6.0m? Here you go: Magnetic.Access XL or Magnetic.Access XXL.

Magnetic.Access XL barriers were developed for lane widths between 6.0m and 8.5m, Magnetic.Access XXL for lane widths between 6.0m and 10.0m. Compared to other models of the award-winning MHTM™ MicroDrive series, these barriers come with an inner support frame that guarantees a very high stability.

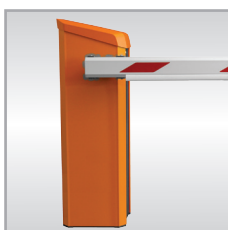
Magnetic.Access XL and Magnetic.Access XXL barriers contain the complete barrier including the MGC Pro control unit, a MicroBoom XL barrier boom and an integrated 2-channel loop detector. The functionality of the barrier can be easily extended via pluggable modules (optional).

- » **tall housing with straight barrier boom (MicroBoom XL)**
- » **lane width max. 10.0 m**
- » **safe control unit (EN 12849)**
- » **80% more connectivity (I/O, TCP/IP, RS-485, etc.)**
- » **power consumption max. 30 W**
- » **maintenance-free MHTM™ XL drive unit**
- » **high ease of use**

Access

Parking

Toll



### Design and quality

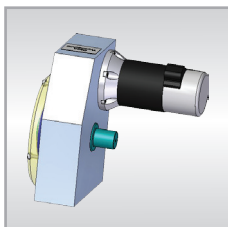
Magnetic.Access XL / XXL barriers impress with sophisticated and enduring design. The modularly designed housing made of extruded aluminium profiles and the inner steel frame with surface protection offer best protection against corrosion.

The MHTM™ product line is winner of the red dot award: product design 2012.



### Control unit

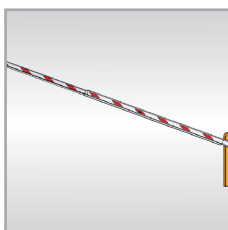
The control unit MGC Pro is compliant with EN 13849. It is located directly underneath the top cover and can be accessed from all sides. Configuring the barrier is easily accomplished via the LCD's intuitive user interface that can be navigated with just 4 push-buttons. The functionality may be easily extended via optionally available modules.



### Drive unit

The MHTM™ XL drive unit is not only astonishing because of its small dimensions. You also get a high torque with an extremely minimized power consumption. The high torque guarantees best operation even under severe weather conditions (heavy winds, snow, etc.).

The motor, motor control and gearing are all combined in one compact drive unit.



### MicroBoom XL

MicroBoom XL barrier booms are straight booms designed especially for Magnetic.Access XL/XXL barriers. Up to 6.0m the boom is made of one solid boom profile, longer booms have an additional connector and a smaller boom profile as extension.

MicroBoom XL booms are equipped with a foamed edge protection which offers best protection against damages and harm to people.

Technical data	Magnetic.Access XL	Magnetic.Access XXL
Lane width max.	8.5 m	10.0 m
Opening / closing time	6.0 s	9.0 s
Power consumption max.	17 W	30 W
Duty cycle	100%	
Supply voltage	Wide voltage range 85 - 264 V AC	
Frequency	50 - 60 Hz	
Drive unit	MHTM™ MicroDrive	
Housing dimensions (WxDxH)	300 x 345 x 1165 mm	420 x 345 x 1165 mm
Weight (without boom)	95 kg	110 kg
Housing design	Powder-coated aluminium	
Inner support frame	Surface zinc phosphat plus cathodic electrophoresis	
Protection class	IP 54	
Compliant with	CE, 2006/42/EC, 2006/95/EC, 2004/108/EC	
Temperature range	-30 to +55 °C	

Features	Magnetic.Access XL	Magnetic.Access XXL
Standard colours	RAL 2000	
Special painting	○	○
Barrier boom	MicroBoom XL	MicroBoom XL
Control unit	MGC Pro	MGC Pro
Integrated 2-channel loop detector	●	●
Control unit modularly extendable	●	●
Variable I/O assignment	●	●
Number of digital inputs	8	8
Number of relay / digital outputs	6/4	6/4
Safety light barrier input with test	●	●
Opening / closing times selectable	● / ●	● / ●
Extended accessories (e.g. boom skirt)	○	○
Warranty	2 years	

- Standard
- Optionally available
- not available for this model

